



# PUBLIC PARTICIPATION STAKEHOLDER MEETING

FTA DBE OVERALL  
TRIENNIAL GOAL SETTING  
FFY 2026 - 2028



# A G E N D A

- Overview of DBE Program
- Goal Setting Process
- Goal Setting Exercise
- Agencies Proposed DBE Goals
- Healthy Discussion/Comments

This meeting is being recorded. Presentation is available:

<https://www.goldengate.org/district/doing-business/business-outreach-committee/>



# HOUSEKEEPING TIPS

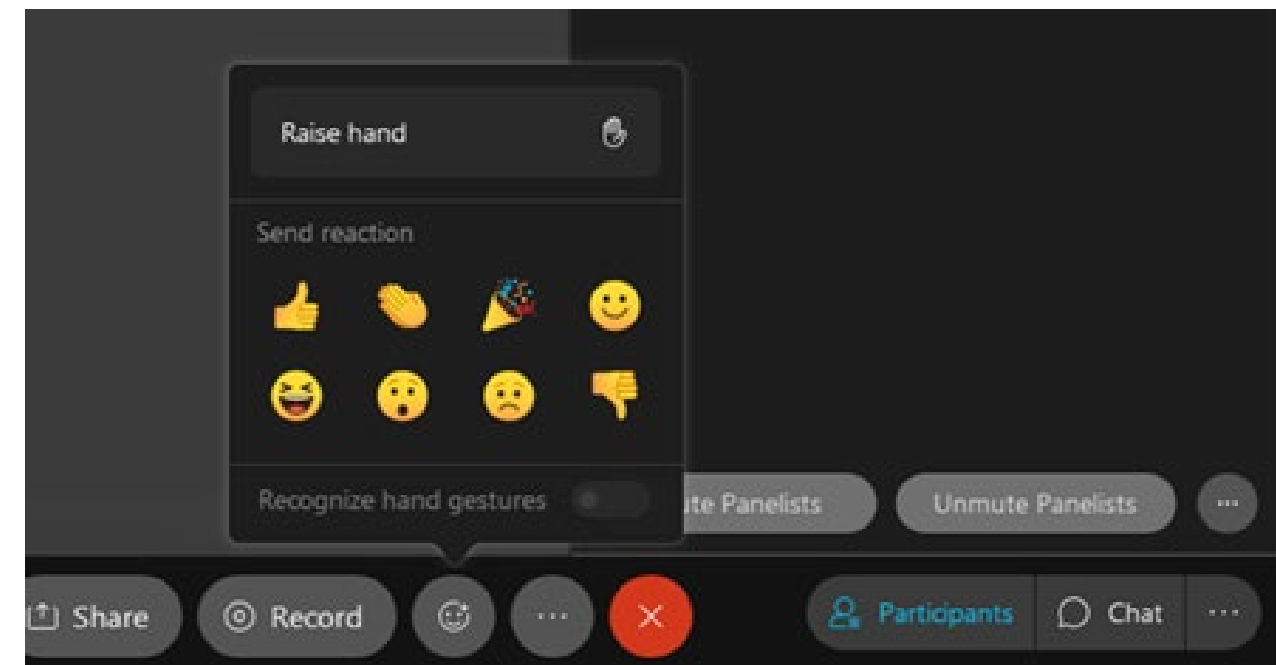
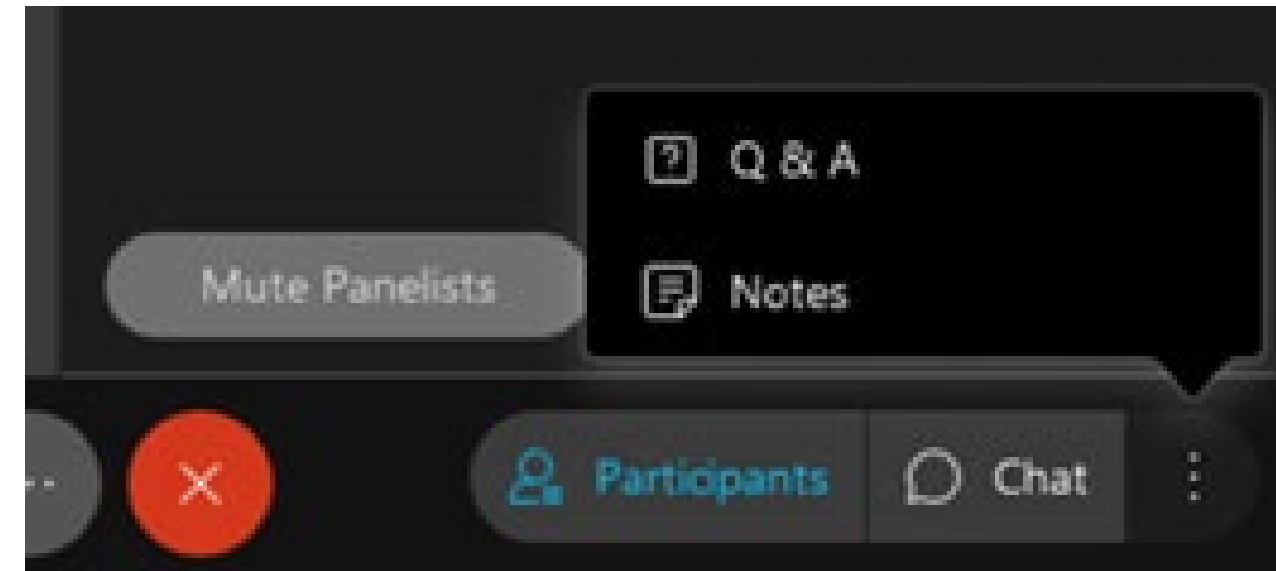
- This is an open forum.
- Use “Raise Hand” feature to unmute.
- Please keep the discussion healthy.

“We are in this together!”

PANELS:

Q&A: Submit questions (identify agency)

Chat Box: Resources





# WHO WE ARE

A consortium of Bay Area Transit and Transportation agencies committed to expanding opportunities for small businesses with our agencies.

- Host outreach - certification workshops, technical assistance, meet & greets, etc.
- Quarterly newsletters
- <https://www.goldengate.org/district/doing-business/business-outreach-committee/>





Federal Highway  
Administration



Federal Transit  
Administration




Federal Aviation  
Administration

OPERATING  
ADMINISTRATIONS  
TITLE 49 C.F.R. PART 23 & 26

# OVERVIEW OF DBE PROGRAM

The [Disadvantaged Business Enterprise Program \(DBE\)](#) Program is a legislatively mandated U.S. DOT program that applies to Federal-aid highway dollars expended on federally-assisted contracts issued by U.S. DOT recipients. The U.S. Congress established the DBE program in 1983 to:

- Ensure nondiscrimination in the award and administration of DOT-assisted contracts.
- Help remove barriers to the participation of DBEs in DOT-assisted contracts, and
- Assist the development of firms that can compete successfully in the marketplace outside of the DBE program.



# OVERVIEW OF DBE PROGRAM

Implementation of the DBE program is guided by U.S. DOT regulations found at 49 Code of Federal Regulations Part 26.

## Who Qualifies as a DBE?

- A for-profit small business as defined by SBA standards.
- At least 51% owned by socially and economically disadvantaged individuals. Annual Personal Net Worth (PNW) < \$2.047M.
- Daily operations and management must be controlled by those individuals who are socially & economically disadvantaged.
- Annual gross size standards cannot exceed \$31.84M (transit and highway) 3-5 fiscal years.
- United States citizen or lawfully admitted permanent resident.



# OVERVIEW OF DBE PROGRAM

Presumed to be socially and economically disadvantaged according to federal law:

- Black Americans
- Hispanic Americans
- Native Americans
- Asian-Pacific Americans
- Subcontinent Asian Americans
- Women
- Any additional groups whose members are designated as socially and economically disadvantaged by SBA as may become effective





# GOAL SETTING PROCESS

## FTA Tier 1 Recipients:

- Recipients that will award prime contracts (excluding transit vehicle purchases) with a cumulative total value exceeding \$670,000 for planning, operating, and capital projects must implement a full DBE Program.
- DBE Triennial Overall Goal setting is required every three (3) years, applicable to FTA-assisted contracts.
- 8 Minimum Requirements to the Goal Setting Process.



# GOAL SETTING PROCESS

## 8 Minimum Requirements

- Identify the projects that will be expended with FTA funds (excluding TVMs) over the next three years.
- Determine relevant geographic market area (GMA).
- Gather the data to develop the Step One Base Figure.
- Identify data sources.
- Review evidence - Step Two Adjustment, if necessary.
- Identify Race - Neutral/Race Conscious split.
- Consult with outside stakeholders - Public Participation Meetings.
- Notify the public - advertise proposed goal on website/media outlets.



# DBE GOAL METHODOLOGY

Describes in full detail the 8 minimum requirements including the calculations for the Step One Base Figure and Step Two, if applicable.

DBE Goal Methodology is available for review and inspection at the agency's location or on the agency's website.

**Submit DBE Goal Methodology by August 1<sup>st</sup>**



# GOAL SETTING PROCESS

## STEP ONE

Determine Base Figure for relative availability of DBEs by one of the following methods:

- Use of DBE Directories and Census Bureau Data
- Bidders List
- Disparity Study
- Goal of another DOT Recipient
- Alternative Methods using demonstrable evidence

## STEP TWO

Examine all evidence available in jurisdiction to determine what adjustments, if any is needed to the base figure. Evidence may include:

- Current capacity of DBEs to perform work measured by volume
- Disparity studies
- Base figure from another recipient
- Affects stopping DBEs to form, grow, and compete
- Data on employment, education, training, and union apprenticeship programs

# GOAL SETTING PROCESS

## PRESCRIBED FORMULA

$$\frac{\text{\# of ready, willing, and able DBEs}}{\text{\# of all firms, ready, willing, and able (including DBEs and non-DBEs)}} = \text{Step One Base Figure \%}$$


Historical **Median** Past Participation (HMPP)  
Step 1 Base Figure + HMPP = \% ÷ 2 = \% Step Two



# GOAL SETTING EXERCISE

Determine the weight of each type of work by NAICS Code. Enter all the FTA-assisted projects. Project amounts should be assigned relevant NAICS Codes.

	NAICS Code	Project	Amount of DOT funds on project:	% of total DOT funds (weight)
1)	236220 - Commercial and Institutional Building Construction	Bus Facilities Improvements	\$6,000,000.00	0.2372
2)	237990 - Other Heavy and Civil Engineering Construction	Construction Management New Bus Facilities	\$5,500,000.00	0.2174
3)	238120 - Structural Steel and Precast Concrete Contractors	Rebar Resurfacing Steel	\$3,500,000.00	0.1383
4)	238210 - Electrical Contractors and Other Wiring Installation Contractors	Building Facilities Improvements	\$2,500,000.00	0.0988
5)	238220 - Plumbing, Heating, and Air-Conditioning Contractors	Bus Facilities Improvements	\$1,250,000.00	0.0494
6)	238990 - All Other Specialty Trade Contractors	Parking Lot Paving Improvements	\$2,000,000.00	0.0791
7)	336611 - Ship Building and Repairing	Ferry Vessel Drydocking and Capital Improvements	\$2,500,000.00	0.0988
8)	484110 - General Freight Trucking, Local	Facilities Construction	\$300,000.00	0.0119
9)	541310 - Architectural Services	New Transit Center	\$850,000.00	0.0336
10)	541330 - Engineering Services	Downtown Transit Center Relocation	\$900,000.00	0.0356
<b>Total FTA-Assisted Contract Funds</b>			<b>\$25,300,000.00</b>	<b>1.0000</b>



# GOAL SETTING EXERCISE

Determine the Relative Availability of DBE's by NAICS Code.

**Sources:** CUCP DBE Directory & U.S. Census 2022 data set (as of May 3, 2025) to determine the number of available DBE firms and the number of all available firms.

**GMA:** Alameda, Contra Costa, Marin, Sacramento, San Francisco, San Mateo, Santa Clara, Solano, Sonoma.

	NAICS Code	Project	Number of DBEs available to perform this work	Number of all firms available (including DBEs)	Relative Availability	
1)	236220 - Commercial and Institutional Building Construction	Bus Facilities Improvements	36	1031	0.0349	
2)	237990 - Other Heavy and Civil Engineering Construction	Construction Management New Bus Facilities	47	99	0.4747	
3)	238120 - Structural Steel and Precast Concrete Contractors	Rebar Resurfacing Steel	21	105	0.2000	
4)	238210 - Electrical Contractors and Other Wiring Installation Contractors	Building Facilities Improvements	35	2305	0.0152	
5)	238220 - Plumbing, Heating, and Air-Conditioning Contractors	Bus Facilities Improvements	10	2470	0.0040	
6)	238990 - All Other Specialty Trade Contractors	Parking Lot Paving Improvements	47	752	0.0625	
7)	336611 - Ship Building and Repairing	Ferry Vessel Drydocking and Capital Improvements	1	1	1.0000	
8)	484110 - General Freight Trucking, Local	Facilities Construction	52	1401	0.0371	
9)	541310 - Architectural Services	New Transit Center	24	1147	0.0209	
10)	541330 - Engineering Services	Downtown Transit Center Relocation	120	2747	0.0437	
	<b>Combined Totals</b>		<b>393</b>	<b>12058</b>	<b>0.0326</b>	<b>Overall availability of DBEs</b>



# GOAL SETTING EXERCISE

(Weight) x (Availability) = Weighted Step One Base Figure

	NAICS Code	Project	Weight	x	Availability	Weighted Base Figure
1)	236220 - Commercial and Institutional Building Construction	Bus Facilities Improvements	0.23715	x	0.03492	0.0083
2)	237990 - Other Heavy and Civil Engineering Construction	Construction Management New Bus Facilities	0.21739	x	0.47475	0.1032
3)	238120 - Structural Steel and Precast Concrete Contractors	Rebar Resurfacing Steel	0.13834	x	0.20000	0.0277
4)	238210 - Electrical Contractors and Other Wiring Installation Contractors	Building Facilities Improvements	0.09881	x	0.01518	0.0015
5)	238220 - Plumbing, Heating, and Air-Conditioning Contractors	Bus Facilities Improvements	0.04941	x	0.00405	0.0002
6)	238990 - All Other Specialty Trade Contractors	Parking Lot Paving Improvements	0.07905	x	0.06250	0.0049
7)	336611 - Ship Building and Repairing	Ferry Vessel Drydocking and Capital Improvements	0.09881	x	1.00000	0.0988
8)	484110 - General Freight Trucking, Local	Facilities Construction	0.01186	x	0.03712	0.0004
9)	541310 - Architectural Services	New Transit Center	0.03360	x	0.02092	0.0007
10)	541330 - Engineering Services	Downtown Transit Center Relocation	0.03557	x	0.04368	0.0016
					<b>Total</b>	0.2473
					<b>Expressed as a % (*100)</b>	24.73%
					<b>Rounded, Weighted Base Figure:</b>	<b>25%</b>





# GOAL SETTING EXERCISE

## STEP TWO – PAST PARTICIPATION

Historical Median Past Participation (HMPP)  
Step 1 Base Figure + HMPP = % ÷ 2 = % Step Two Adjustment

FEDERAL FISCAL YEAR (FFY)	TOTAL DBE PARTICIPATION (RN + RC)	TOTAL FTA \$ CONTRACT AMOUNT	TOTAL DBE GOAL ACHIEVEMENT
2021/2022	\$182,000	\$3,500,000	5.2%
2022/2023	\$165,000	\$2,500,000	6.6%
2023/2024	\$28,000	\$950,000	2.9%

Step 1: Base Figure: 25.0% + HMPP: 5.2% = 30.2% ÷ 2 = 15.1%

Step 2: Past Participation Adjustment: 15.1%



# BOC DBE GOAL ATTAINMENT

## FTA FFY 2021-2024

Public Agency	DBE Goal FFY 21-22	DBE Achievement	DBE Goal FFY 22-23	DBE Achievement	DBE Goal FFY 23-24	DBE Achievement
AC Transit	10.0%	13.5%	24%	.29%	24%	10.2%
Caltrain	13.5%	11.5%	12.8%	8.6%	12.8%	7.1%
County Connection	4.65%	4.2%	5.9%	1.1%	5.9%	4.6%
GGBHTD	3.2%	0.8%	1.4%	0.4%	1.4%	2.8%
MTC	5.0%	24.4%	12.0%	14.38%	12.0%	0%
SamTrans	3.0%	0.0%	4.68%	0.0%	4.68%	5.0%
San Francisco Bay Ferry	0.24%	0.26%	0.48%	0.01%	0.48%	0.12%
WestCat	0%	0%	0%	0%	0%	0%

**Acronyms:** Alameda Contra Costa Transit District (AC Transit), Peninsula Corridor Joint Powers Board (Caltrain), Central Contra Costa Transit Authority (County Connection), Golden Gate Bridge, Highway & Transportation District (GGBHTD), Metropolitan Transportation Commission (MTC), San Mateo County Transit District (SamTrans), San Francisco Bay Ferry Water Emergency Transportation Authority (San Francisco Bay Ferry), Western Contra Costa Transit Authority (WestCat)

# PROPOSED DBE GOALS

## FTA FFY 2026 - 2028

Agency	Proposed DBE Goal (RN/RC Split)
AC Transit	RN: 19.5% / RC: 0%
Caltrain	RN: 10% / RC: 0%
County Connection	RN: 3.5% / RC: 0%
GGBHTD	RN: 1.1% / RC: 0%
MTC	RN: 7% / RC: 14%
SamTrans	RN: 3.8% / RC: 0%
San Francisco Bay Ferry	RN: 0.24% / RC: 0%
WestCat	RN: 2% / RC: 0%

**Note:** DBE participation attainment on non-federal contracts and procurement activities are not reflected in the proposed goals.

# COMMENT PERIOD

30

Day comment period

The public may inspect and/or provide comments on each agencies' DBE Goal Methodology by visiting their website

BOC Public Participation Meeting  
Triennial Overall DBE Goal FFY  
2026-2028



<https://forms.cloud.microsoft/r/uD4S0SQmBM>

Carefully review instructions to submit comments  
and note the comment period deadline.

# UPCOMING MEETINGS

## In-Person Stakeholder Meeting

375 Beale Street, Suite 800, San Francisco, CA 94105

May 13th @ 10:30 a.m. - 12:30 p.m.

Registration: <https://BOCPublicParticipationMeeting2025.eventbrite.com>

## SamTrans/Caltrain Triennial Goal Consultation & Outreach Event

1250 San Carlos Avenue, San Carlos, CA 94070

June 17th @ 10:00 a.m. - 1:00 p.m.

Registration: <https://docs.google.com/forms/d/e/1FAIpQLSdhCtoFWkbNQjXMLw0kdktAnRePaXtUghjP5MbDJO3Rdut9Zw/viewform>

**\*\*\*SAVE THE DATES\*\*\***

## BART's Stakeholder Meetings – BBC Research & Consulting

2150 Webster Street, Oakland, CA 94501

**Session #1** – Tuesday, July 15, 4:30 p.m. - 6:00 p.m., In-person, Board Room

**Session #2** – Wednesday, July 16, 10:30 a.m. - 12:00 p.m., In-person, Multipurpose Room

**Session #3** – Monday, July 21, via Zoom – Time TBD

# UPCOMING CONTRACTING OPPORTUNITIES

- Visit: <https://www.goldengate.org/district/doing-business/business-outreach-committee/>
- Scroll to “Contracting Opportunities from Other Agencies”
- Register as a vendor!



STAY  
IN THE  
KNOW

# OPEN FORUM

Input on the availability of DBEs  
and non-DBEs

Effects of discrimination on  
opportunities for DBEs

Efforts to establish a level playing  
field for the participation of DBEs



# THANK YOU!

